



Sew the North Wind Blows

N E W S O F T H E N O R T H W I N D Q U I L T E R S G U I L D

P R E S I D E N T ' S M E S S A G E S B Y E D I T H G A I T H E R

Have you ever asked yourself how quilting evolved? Who came up with the idea of layering two pieces of fabric together with a layer of "something" in the middle and then stitching or tying all three layers together? Somehow, I always thought of the early colonial women sitting by their firesides making quilts. I have images of quilting bees and cozy handmade bed quilts. It seemed to me that quilting was invented by these immigrants to the New World. Boy, was I ever wrong!!!

Quilting has a long history evolving from Ancient China and Egypt through the Middle Ages. During these periods, quilting appears to have been used primarily for clothing. As few fabric items survive from ancient times, historians have turned to sculptures, paintings and literature to learn about these periods. The earliest record of a quilted garment was found on a carved ivory figure of a pharaoh from the first dynasty and is dated to be from around 3400 BC.

It appears likely that quilting was brought to Europe by the Crusaders. The victorious Muslims wore tightly quilted clothing as part of their armor and this was soon adopted by medieval European soldiers. Seamstresses in France introduced applique, the Spanish were the first quilters to be asked to make ecclesiastical vestments, and in Italy, Trapunto was born. At the Victoria and Albert Museum in London, England, is a Sicilian wall hanging portraying the legend of Tristan. This exquisite quilt was made using Trapunto on solid white fabric around 1395. During the 17th century, French housewives decorated their petticoats and other clothing with heavily quilted floral and geometric designs. Quilted bedcovers, using cording and stuffing of intricate motifs, were made and often displayed on balconies and hanging out of windows during the festival of Corpus Christi.

Meanwhile, the Japanese were busy perfecting their own style of quilting. A kind of crazy piecing known as "Yosegire" was used to decorate clothing, hangings and screens. It is thought this technique may have been the inspiration for crazy quilting. In 1639, the Japanese military imposed a ban on imported Chinese silk brocade that was used to create magnificent robes for warlords and dignitaries. As a result, the frustrated merchants developed an extraordinary mastery of indigo dyeing and printing. "Sashiko" was developed and became a part of the Samurai warriors' garb. Across the world, quilted clothing became fashionable.

In England, quilted drapes and bed hangings were both decorative and functional, a way to keep damp English bedchambers warm. During Medieval times, fine needlework was a sign of affluence, only girls lucky enough to be born into wealthy families had the leisure time to practice for many hours till they became skilled in needlework. The sewing together of layers for warmth was done by the poor as well. If one couldn't afford carded wool or cotton to sew between the layers of old blankets, cloth, or clothing, then feathers, straw or leaves could be used instead. In English orphanages and poorhouses, one form of crude bed covering was made by sewing paper into cotton bags. It is from this heritage that immigrants brought quilting to America.

Since we do not have a Education Chairperson till January, the Board has approved me, your over-achieving President, to teach a two-part Mystery quilt. The class will be full of fun, adventure, and broadening of your imagination. Attached to this newsletter is the fabric requirements and pre-work for the class. A sign up sheet will be handed out at the September's general day and nighttime meetings. I want to thank Bev at Cornerstone for opening up two Saturday dates for us to use her shop for our class. There will be no charge for Guild members. If you missed the Tuesday class, you are welcome to come to the Saturday class, IF IT IS NOT FULL. The Saturday classes at Cornerstone are primarily for the nighttime group. If you were not able to attend either meeting but wish to take the class, have any question, or concerns, call me (707-425-9161) or e-mail me at:

cuddles@gene.com.

The dates and times for classes are listed within the calendars on page 2. See Page 10 for fabric requirements and prework.

Current Events

SEPTEMBER		
DATE	TIME	EVENT / CLASS / MEETING
4	10 AM	General Meeting and Potluck—featuring Barbara Dieges’ play, “A Thread Runs Through It”
5	6 PM	Evening Guild Meeting
11	9 AM	Block of the Month
	12 Noon	Basting
18	10 AM	Board Meeting
	12 Noon	Assist-a-Grad Meeting
	12:30	Wilma Powell’s Glue Basting Appliqué Class (Calla Lily)
25	8:30 AM	Session #1 Mystery Quilt at Fairfield Senior Center till 2:30 PM (Session #2 will be held Tues. Dec. 11th in same timeframe)

OCTOBER		
DATE	TIME	EVENT / CLASS / MEETING
2	10 AM	General Meeting and Potluck
3	6 PM	Evening Guild Meeting
9	9 AM	Block of the Month
	12 Noon	Basting
11	8 AM	Leaving for PIQF in Santa Clara
13	10 AM	Session #1 Mystery Quilt at Cornerstone Quilt Shoppe till 4 PM (Session #2 will be held Sat., Dec. 8th in same timeframe)
23	10 AM	Board Meeting
	12 Noon	Assist-a-Grad Meeting
	8:30 AM	Storm at Sea, paper piecing class with Fran Snay. \$20 for class + \$12 for pattern (\$32 total)
30	9 AM	Community Service—baby quilts for Children’s Nurturing Project

2009 Opportunity Quilt Report

By Phyllis McCalla

The 2009 Opportunity Quilt continues on the hand basting circuit. To date, hand quilters have included Sylvia Lewis, Barbara Cauthen, Cyndi Lee, Susan Kemp-Beardsley, and Carol Harris. In order to get the quilt completed for major ticket selling during 2008, hand quilters have accepted the challenge to quilt one block per week for 52 weeks. Guild members Joyce Hatzell, Paula Gollinger, Creta Danner, and Wilma Powell are also volunteering as hand-quilters. If other members are interested in being added to this list, please contact me.

Members-At-Large

Martha Szekretar

The next NCQC meeting will be October 19th. I haven’t received the topic of the meeting as yet. I hope to have that information for the October newsletter. We will meet in the Fairfield Senior Center Parking lot and leave at 9:30 AM. A list will be on the back table of the General Meeting for those wishing to attend.

Programs and Classes

By Ann Nolin

Sept 4th Barbara Dieges presents a one person play, ‘A Thread Runs Through It’, looking at the life and quilts of a quilter in the early 1900’s. You don’t want to miss this.

Golden Valley Guild will also be selling tickets for their opportunity quilt at the September general meeting.

Sept 18th at 12:30 PM, Wilma Powell will be teaching the glue basting technique that she learned from Linda M. Poole when doing the swan, which is a copyright pattern. She will use the Calla Lily pattern that was a block of the month. If anyone would like to do the swan, they can contact Linda @ linda@lindampoole.com and purchase the pattern. It is \$9.00.

Requirements for class are: Water soluble glue stick (UHU), paper & fabric scissors, pattern traced onto freezer paper (in reverse), a piece of cardboard, your favorite appliqué needle and threads to match your fabrics. Fabrics required: the Calla Lily requires various whites for the flower, a yellow for the stamen and greens for the leaves; the Swan requires white on whites (a variety), small scrap of black and yellow. All fabrics MUST be pre-washed.

EVENING GUILD UPDATE BY GINNY SVATEK

It is hard to believe that summer is gone again... It is the time of year when some of us tend to get a little more sewing in! We had a wonderful August meeting and Thank You very much to Mary Barry for her awesome Trunk Show. I hope more of you get to see Mary's work when she has the opportunity to do her show for the day meeting. I am constantly reminded of the talent we have in our guild. We all have different skills and tastes and it makes for a very interesting group.

Kathy Castillo continued on with our Conestoga Journey this month. It is nice to see how well the "trip" is going! Thanks to Kathy also for chairing the meeting for September.

We had several beautiful Bring and Brag quilts as always. We also had three ladies that met the first challenge: Wendy DePaul, Susan Beardsley and Ginny Svatek!

Thank you also to the ladies who stayed after the meeting to help with the "Purge Your Stash for Cash" event.

The winners for the evening were:

Door Prize- Kimberly Flores

Fat Quarters- Wendy DePaul

Block of the Month- Kathy Castillo

Vice President—Travel

By Phyllis McCalla

Trip report:

Baseball Game—thirteen people cheered the River Cats on to victory, 3-2, against the Fresno Grizzlies on Thursday evening, August 23, 2007. Serious baseball fans, Dawn Cavazos and her husband Dan Schwab had their baseball gloves on during the entire game. Martha Szekretar was a raffle winner...a nice bleacher-cushion to use at future ball games. Edith's son, Michael, caught a squishy ball during a frisbee throw at the park. Driver, Charles Szekretar, had 5 passengers on the bus from the Senior Center to the Sacramento ball park. A good time was had by everyone!

Note: The trip to attend a River Cats game on Sunday, August 26th was cancelled.



Next trip being planned:

Travel to Pacific International Quilt Festival (PIQF) at Santa Clara, Thursday, October 11, 2007. Cost to North Wind Quilt Guild (NWQG) members is \$20/person. Cost to Non-NWQG members is \$35/person. The bus will depart Fairfield Senior Center at 8:00 AM. We should arrive at Santa Clara about 10:00 AM. Participants will be on their own for lunch. You can bring a sack lunch or purchase lunch at the show (cost may be \$10-\$15). We will plan to leave Santa Clara about 3:30 PM and arrive back in Fairfield about 6:00 PM.

The bus will seat 54 passengers. To date 8 people have paid for this event. Eleven others have expressed interest to attend. **DEADLINE to register and pay all fees is Thursday, September 6, 2007.** Payments can be mailed to Phyllis McCalla, 930 N. Lincoln Street, Dixon, CA 95620.

An email was sent to our 3 sister guilds (Vallejo, Benicia, and Napa) inviting their members to participate in this trip. Notices announcing the trip have been placed at Cloth Carousel, Cornerstone, Quilted Heart and Pin-cushion quilt shops.

This is a GREAT opportunity to visit a LARGE quilt show for very little expense. So sign up today.

This will be the last travel trip for 2007. 2008 trips will be announced in the January newsletter.

Business

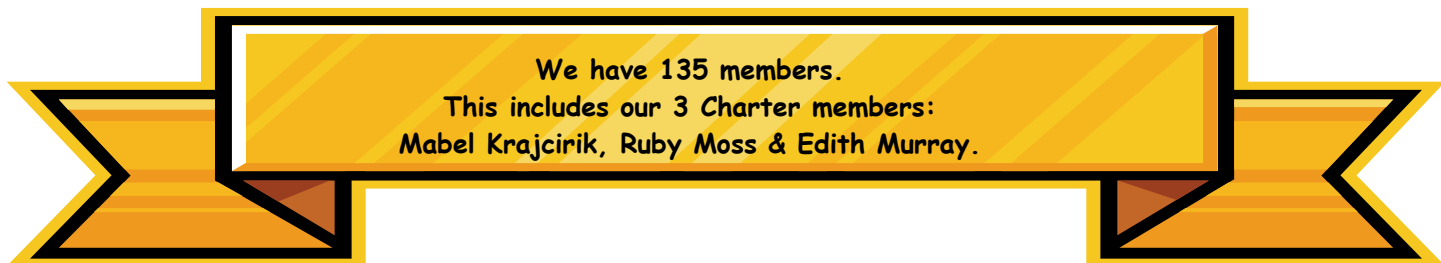
Board / Committee	Name	Phone	E-Mail
President	Edith Gaither	707-425-9161	cuddles@gene.com
Vice-President-Travel	Phyllis McCalla	707-678-2647	phyllismccalla@sbcglobal.net
2 nd Vice-President-Programs	Ann Nolin	707-434-0569	paulnolin@sbcglobal.net
Secretary	Cynthia Lee	707-448-4776	Cilee1@2xtreme.net
Treasurer	Paula Gollinger	707-447-4365	pgoll224@comcast.net
	Wilma Powell	707-374-4034	wjpkep@frontiernet.net
Parliamentarian	Barbara Cauthen	707-374-5126	bcauthen@citlink.net
Members At Large	Martha Szekretar	530-795-2955	mzekretar@att.net
	Joyce Hatzell	707-429-5716	joyquiltz@comcast.net
Affiliates	Judy Dykes	707-448-3236	Jadquilts1013@peoplepc.com
Assist A Grad Scholarship	Sue Weis	707-425-7862	
Basting	Paula Gollinger	707-447-4365	pgoll224@comcast.net
Block Exchange	Paula Gollinger	707-447-4365	pgoll224@comcast.net
Block of the Month	Pat Skinner (day)	707-649-2881	patchchance@sbcglobal.net
	Kathy Castillo (evening)	707-453-1994	luvcats4u@aol.com
Bring and Brag	Becky Griswold	707-448-0528	bgris@netwiz.net
	Diann Jones	707 374-5875	mammawjo@starband.net
Community Services	Diann Jones	707-374-5875	mammawjo@starband.net
Education	Edith Gaither (Oct & Dec)	707-425-9161	cuddles@gene.com
Evening NWQG	Ginny Svatek	707-399-9096	gsvatek@comcast.net
Fabric Connection	Diane Salera	707-426-6016	dsalelmq@pacbell.net
Friends of the Senior Center	Ruby Moss	707-426-4661	
Got Fabric	Diane Salera	707-426-6016	dsalelmq@pacbell.net
Historian	Ethel Ciak	707-451-4927	
Hospitality	Audrey Osborne	707-448-0128	ajosbo2@aol.com
Library	Mary Barry	707-449-1925	kre8iv1@comcast.net
Membership	Judy Dykes	707-448-3236	Jadquilts1013@peoplepc.com
Newsletter	Layna Kinsman	707-425-7543	nwqeditor@sbcglobal.net
Opportunity Quilt Tickets 2009	Sue Elliot	707 447-7584	maincouple@yahoo.com
Phone Tree	Charles Szekretar	530-795-2955	mzekretar@att.net
Pot Luck	Charles Szekretar	530-795-2955	mzekretar@att.net
Publicity	Barbara Cauthen	707-374-5126	bcauthen@citlink.net
Quilt Show 2009	OPEN		
Senior Advocate	Marita Letterman	707-425-3328	
Sunshine	Jo Palacky	707-425-4133	Joeyt07@comcast.net
Website	Debbie Kramer	707-438-7523	Debbiekr2@comcast.net



NWQG Featured Guild Member: Would someone like to volunteer and interview a member for this special recognition once a month? We'll all get to know each other better!

Membership

BY JUDY DYKES



We have one new member this month:

Name	Address		Phone
Marilyn Collier	648 San Lorenzo Street	Fairfield, CA 94533	707 422-0262

And, please note that Charles and Martha Szekretar have a new phone number and email address to be effective September 7th: 707 795-2955, mzekretar@att.net.

In September a new membership list will be distributed.

Any changes to the membership list need to come to my attention, and I will see that the newsletter and members get the information. Thank you.

Publicity

By Barbara Cauthen

Each month, I try to send digital photos and supporting descriptions to the Scrapbook monthly feature in the Daily Republic. The Scrapbook feature appears in the Sunday Living section. These photos are generally from presentations at the General Meeting or other events. If you have digital photos that you think would be appropriate for the Scrapbook feature, please send them to my email address with a description of the photo; i.e. who is in it, what is being depicted etc. Keep an eye out for these since we are not given advance notice. Please save a copy of the page and bring it to the next General Meeting to give to our Historian. I will be gone again this summer from May 21 until the first week of October; but I will have access to email. The best way to reach me, however, is my cell phone. Have a great summer and I will see you later in the year.

A NOTE FROM PHYLLIS MCCALLA, ASSISTANT TO THE NEWSLETTER EDITOR

I would like to apologize to all the guild members who have not received the North Wind newsletter for the last 2 months (July and August). Since volunteering to assist with mailing newsletters to those members that do not receive the newsletter by email and have been unable to collect their newsletter at the day or evening meetings, I have had trouble matching home addresses to the names on the list that is marked off each month. I do have the copies of those 2 newsletters and will have them available at both of the September meetings. Names not checked off from the newsletter list will receive their copy by U.S. mail prior to my departure to Europe on September 11th. Again, I apologize for the delay and inconvenience to each of you and appreciate your patience.

Sincerely, Phyllis McCalla

Lifestyle

September Birthdays



- 4 *Lori Hoog*
- 7 *Wilma Powell*
- 8-*Ann Nolin & Carol Watts*
- 12 *Debbie Kramer*
- 14 *Susan Kemp*
- 15 *Dawn Cavazos*
- 17 *Marcia Scarberry*
- 27 *Paula Norton*

BRING & BRAG BY DIANN JONES

August's Bring & Brag: Cyndi Lee, Martha Szekretar, Irene Lucido, Audrey Osborne, Ethel Ciak, Pat Skinner, Anita Johnson, Layna Kinsman, Janice Abrams, Paula Norton, Wilma Powell, Ann Nolin, Sylvia Kenyon, Ruriko Zokaitis, Paula Gollinger, Diane Salera, and Mary Berry.

Halloween and General Fall quilts are the themes for October (or any thing else that you want to bring and brag about).

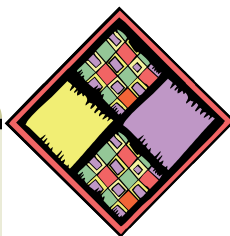


October 30th is the next Community Service day. We will be working on baby quilts for the Nurturing Project that we heard about at our August meeting. Bring your sewing machines and your general sewing supplies.



TIP OF THE MONTH

If thread knots or ravel too much, run it through beeswax. If it still causes problems, iron the thread after running it through beeswax to melt the wax into the thread.



Fat Quarters

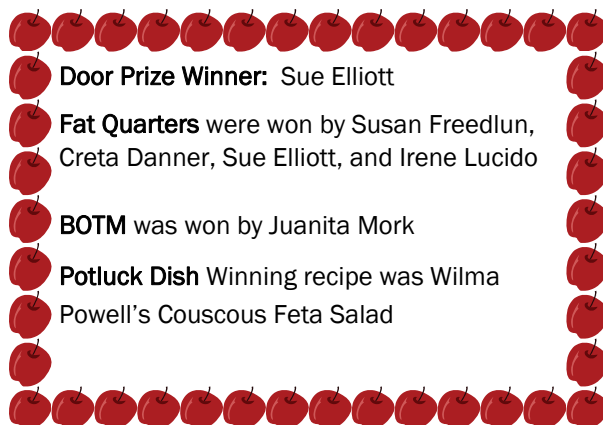
- September—School colors
- October—Ships & Seas
- November—Autumn Batiks & Branches

Sunshine Update

I sent a get well card to Judy Dykes and Kay Beardsley. Also, a sympathy card to Barbara Long and to Serene Miller's family. And, a 'Thinking of You' card was sent to Jan Sullivan.

COUSCOUS FETA SALAD RECIPE BY WILMA POWELL

- 1 cup apple cider vinegar
- 6 Tbsp lemon juice
- 3/4 cup olive oil
- salt & pepper to taste
- Mix above ingredients together for marinade.
- water
- 1 1/2 cups couscous
- Prepare couscous according to directions on package.
- Cut fine: 1 bunch green onions
- 1/2 small red onion
- 1/2 long english cucumber
- 1/3 bunch fresh mint
- 4 oz. cubed feta cheese
- 1 cup cashews
- 1 cup toasted & chopped almonds
- Mix marinade with all other ingredients.



- Door Prize Winner:** Sue Elliott
- Fat Quarters** were won by Susan Freedlun, Creta Danner, Sue Elliott, and Irene Lucido
- BOTM** was won by Juanita Mork
- Potluck Dish** Winning recipe was Wilma Powell's Couscous Feta Salad

September

Block of the Month by Pat Skinner

The wagon train has had a few problems with the Trail Master. We think he has been sipping his Whiskey because he has taken us South along the Mississippi to "Louisiana". We spent several days camped by the Mississippi waiting for more families to join our Wagon Train. I took my little sister to the fields to pick some flowers. My sister Annie was afraid of all the Bees, but I explained to her that they only like the Yellow & White flowers because the flowers are flat. I told her to pick the Red flowers where she would find all the Hummingbirds. It was a lovely day. I will use 1 light, 1 medium and 1 dark fabric to remember this place.

Internet Instructions

Enter www.quilterscache.com into browser and hit Go. After the page has opened look for drop down menu that says "Where Do You Want to Go Today ?"

Click on down arrow and pick "Quilt Blocks Galore – Free Quilt Block Patterns". Once you have clicked on this selection scroll down to "Block by Size", pick 12" blocks. A list will appear and you just scroll down to pick our BOM. All of our blocks for this year will come from this page. You can bookmark (save into Favorites) this page for future blocks.

Most of these blocks are 2 pages. After you have printed out the first page, click on the link at the bottom that says "page 2" or "page 3". That will open the next page for printing. If you are having problems, do call me at 649-2881. Have Fun... ps



New Orleans 1862

In 1849, the state moved the capital from New Orleans to [Baton Rouge](#). When [cotton was king](#) during the 1850s, Mississippi plantation owners—especially those of the [Delta](#) and [Black Belt](#) regions—became increasingly wealthy due to the high fertility of the soil and the high price of cotton on the international market. The severe wealth imbalances and the necessity of large-scale slave populations to sustain such income played a heavy role in both state politics and in the support for secession. The Mississippi River has the third largest [drainage basin](#) ("catchment") in the world, exceeded in size only by the watersheds of the [Amazon River](#) and [Congo River](#). It drains 41% of the 48 [contiguous states of the United States](#). The basin covers more than 1,245,000 square miles, including all or parts of 31 states and two [Canadian](#) provinces.

From Wikipedia, the free encyclopedia

2011 Opportunity Quilt

We are looking for some volunteers with ideas to help to decide on the 2011 Opportunity Quilt. What we want is an "Old Fashioned Block" quilt with an Appliqued border. We want a colorful quilt, but the colors have not been decided on as yet.

Please come to the meeting on October 16th and bring **pictures** and **ideas** of quilts that fit this criteria. The meeting will be held after the board meeting at 12 Noon.

Wilma Powell (374-4034) and Diann Jones (374-5875)



The 2009 Opportunity Quilt is now on the hand-quilting circuit. See photos of two gorgeous blocks to the left and another one on page 11.



FOR SALE

Singer Featherweight sewing machine
124 inch wide Quilting Frame
and Baby Quilt Frame that goes with
the large frame.

Call 421-9181



C & T PUBLISHING 4TH ANNUAL WAREHOUSE SALE

Date: Saturday, September 8,

Time: 9-11 AM resale customers only (with resale license);
11 AM - 3 PM open to the public.

Place: C&T Publishing, 1651 Challenge Dr., Concord, CA 94520

Please visit our website for a \$3 off coupon, more
information and directions: www.ctpub.com

There will be lots of bargains on overstock,
slightly damaged items, patterns, magazines, and
books. Bring your totes, friends and neighbors!



Affiliates

by Judy Dykes

We have 11 affiliate members to date for 2007-2008. When shopping at our affiliate stores, be sure to let them know you are a member of the North Wind Quilters Guild, and thank them for supporting our organization.

We have a new affiliate, Main Street Quilts owned by Sue Northrop. She offers a 10% discount on non-sale fabrics to guild members. We carry the entire Jinny Beyer palette, lots of juvenile prints and a very wide range of blenders. Good selection of batiks and Asian fabrics. You might need your sunglasses—we have lots of brights.

Affiliate members are those individuals and companies that are involved in quilt related businesses, such as fabric, notions, sewing machines, machine quilting, education, etc. If you hear of a new store or individual that would be a candidate for membership, please let me know. Thank you.

<p>A QUILTED HEART 878 Alamo Dr. Vacaville, CA 95688 707 447-9000 M-F 10-6, Sat. 10-5, Sun 11-4 email: aquiltedheart@sbcglobal.net</p>	<p>ABS SEW & VAC 878 Alamo Drive Vacaville, CA 95688 707 455-8133 M-F 10-6, Sat 10-5; Sun 11-4 email: ABSSEWVAC@aol.com</p>	<p>BLACK CAT QUILTS 2608 Ocean Ave. San Francisco, CA 94132 415 337-1355 M, W-SA 10-5 (Closed TU) Sun 12-4 www.blackcatquilts.com</p>
<p>CABIN FEVER QUILT SHOPPE 826 Lincoln Way Auburn, CA 95603 530 885-5500 M-F 9:30-6, Sat 9:30-4, Sun 10-3 www.cabinfeverquiltshoppe.com</p>	<p>CLOTH CAROUSEL 9 Main Street Winters, CA 95694 530-795-2580 Mon-Sat 10-5:30 2nd & 4th Fri. open 'til 9 pm, Sun 10-4</p>	<p>CORNERSTONE QUILT SHOPPE 1001A West Texas Street Fairfield, CA 94533 707 438-2969 M-F 10-6, Sat 10-5, Sun 11-4 www.cornerstonequiltshoppe.com</p>
<p>KEEPING YOU IN STITCHES Long Arm Quilting (batting available) Patricia Skinner 707 649-2881 email: patchance@sbcglobal.net</p>	<p>MAIN STREET QUILTS 533 Main Street Martinez, CA 94553 925 372-3700 Tu/W/F 9:30-5:30 Th 11-8 pm, Sa 9:30-5 Closed Su-M mainstreetquilts@sbcglobal.net</p>	<p>QUILTMAKER 1275 Napa Town Center Napa, CA 94559 707 252-6793 M, W, TH, F 10-5, Sat 10-3 Tu 10-7 email: diesewing@aol.com</p>
<p>QUILTERS QUARTERS 4343 Pacific Ave., Ste. B2 Stockton, CA 95207 209 462-0161 M, Tu, Th, F 10-6, W 1-7, Sat 10-4 www.quiltersquarters-stkn.com</p>	<p>RED HEN QUILT SHOP 14080 County Road 99A Woodland, CA 95695 530 661-6677 <u>Call</u> for hours of operation. redhenquilts@earthlink.net www.redhenquilts.com</p>	<p>This could be YOUR business ad!</p>



NORTHWIND QUILT GUILD MYSTERY QUILT 2007
69 x 82.5 inches

Seasonal fabrics would be great for this mystery, as well as anything else that suits your fancy
 (the wilder, the better).

FABRIC REQUIREMENTS:

- 2 5/8 Yards of Focus print for outer border and blocks
 - 3 1/4 Yards of Fabric #1 for blocks, inner border, sashing, and binding
 - 1 3/8 Yards of Fabric #2 for vines and leaves
 - 7/8 Yards of Fabric #3 for middle border and flowers
 - 5/8 Yards of Fabric #4 for blocks and flowers
 - 3/8 Yards of Fabric #5 for blocks
 - 5 1/8 Yards for Backing
 - Full size batting
 - Freezer paper and SteamASeam2
 - Bias bars (optional)
- Sewing machine, sewing supplies, thread to match fabrics 1-5.

BEFORE COMING TO CLASS: *cut fabrics according to cutting instructions , make four- patch squares, and place all cut pieces in Baggies that are clearly marked with Fabric numbers and cut sizes.*

- from **Fabric #1**, cut:
 - 8 strips 2" wide x width of fabric (WOF)
 - 2 strips 6 1/2" wide x 56" long (pieced from 3 WOF strips)
 - 4 strips 8 1/2" wide x 56" long (pieced from 6 WOF strips)
- from **Fabric #4**, cut:
 - 4 strips 2" wide x WOF
- from **Fabric #5**, cut:
 - 4 strips 22" wide x WOF
- from **Focus Fabric**, cut:
 - 4 strips 6 1/2 " wide x 74" long (cut on lengthwise grain)-**cut this first**
 - 144 squares 3x3", cut in half diagonally once to make 288 half-square triangles
- from **Fabric #3**, cut:
 - 4 strips 2" wide x 72" long (pieced from 8 WOF strips)

SEW: 4 strips of **Fabric #1** to 4 strips of **Fabric #4** together, lengthwise. Cut into seventy-two 2" wide x 3 1/2" long rectangles, **Segment A**.

4 strips of **Fabric #1** to 4 strips of **Fabric #5** together, lengthwise. Cut into seventy-two 2" wide and 3 1/2" long rectangles, **Segment B**.

→ Sew **Segments A and B** together to make 72 four-patches.

Sew **half-square triangles** to four-patches to make 72 square-in-a-square blocks. I know this is a lot of pre-work, but I'd rather not waste time sewing all the blocks together, I rather concentrate on the "fun" part of our mystery quilt.

Instructions for **Session I and II** will be distributed at the beginning of each class.

Edith Gaither

Home phone: (707) 425-9161

<i>Sept Upcoming Shows & Events</i>	
7-9	"Harvest of Quilts" presented by Elk Grove Quilt Guild at SES Portuguese Hall, 10427 Stockton Blvd, Elk Grove, CA
8-9	"Quilts Over Nevada" Truckee Meadows Quilt Guild—2007 Reno Quilt Show 10 AM—5 PM
15-16	Sierra Quilt Guild 18 th Annual Quilts & Threads Show, Mother Lode Fairgrounds, Stockton Road, Sonora, CA
22	Diablo Valley Quilters Quilt Show 2007 at Charlotte Wood Middle School, 600 El Capitan, Danville, CA www.diablovalleyquilters.org . Expanded venue, twice as many quilts & vendors. Scissor sharpener & lunch available. See our website for more information.
22	"Quilting in the Garden" 9 AM—4 PM at the Alden Lane Nursery, 981 Alden Ln., Livermore, CA
<i>Oct</i>	
6-7	Ladies of the Lake "Falling Leaves" Quilt Show at Lake County Fairgrounds, 201 Martin St., Lakeport, CA. Sat. 10 AM-6 PM & Sun. 10 AM-4 PM. Judged, open-entry show of 200+ quilts. Featured Quilters: The Mendocino Quilt Artists Guild
6-7	"Gateway Quilters' Guild 2007 Harvest of Quilts" at Merced County Fairgrounds, Pavillion 900, Martin Luther King Way, Merced, CA. 2 day Biennial Quilt Show of over 130 new quilts. Vendors, featured artist Kathy Cavanaugh, Show is the weekend of "Big Valley Arts and Culture Festival" downtown Merced (Sat only).
11-14	Pacific International Quilt Show (PIQF) at Santa Clara Convention Center.
20-21	Delta Quilters Quilt Show at Contra Costa County Fairgrounds 1201 W. 10th St. Antioch, CA. Sa 10 AM to 5 PM, Su 10 AM to 4 PM.
<i>Nov</i>	
2-3	Pioneer Quilter's Guild Quilt Show "Quiltfest 2007", 10 AM -5 PM. New Location: Maidu Community Center, 1550 Maidu Drive, Roseville, CA, Admission: \$6.00 Additional information (916) 652-6606 or bajonas@jps.net

You Know you are a Quilter If.....

There's more Fabric in the House than Food
 "Fat Quarters" are not the heaviest part of your body
 Your ironing board is always set up but you never iron clothes
 You think of your job as an interruption of your quilting time
 You pet Fabric
 People are always picking threads off you
 You can measure a scant 1/4 by eye
 "Featherweight" Doesn't mean Boxer
 Your "UFO's" are not from outer space
 You clean up your sewing room & they think you are leaving

From www.quiltvisionusa.com



Another sample block from our 2009 Opportunity Quilt

WE'RE ON THE WEB!
WWW.NORTHWINDQUILTERSGUILD.COM

**NEWS OF THE NORTH
WIND QUILTERS
GUILD**


Mailing Address:
P.O. Box 2891
Fairfield, CA 94533

Meeting Place: Fairfield Senior Center
1200 Civic Center Drive, Fairfield, CA
1st Tuesday of month: 10 AM - 2:30 PM
2nd-5th Tuesdays: 9 AM - 2:30 PM

Phone: 707-428-7421

Sew the North Wind Blows

*Have you ever asked
yourself how quilting
evolved? Be sure to
read our President's
message on page 1.*



**INSIDE THIS
ISSUE:**

NWQG Meetings & Activities	2
Current Events	2-3
Board & Committee Listing	4
Membership	5
Lifestyle	6
Block of the Month	7
Ads & Affiliates	8-9
2007 Mystery Quilt Instructions & Prework	10
Quilt Show Calendar	11