



North Wind Quilters Guild Newsletter

PRESIDENT'S MESSAGE

I'm baaaack! And I thank God that I live in this part of California. Texas has so much humidity it is not funny. It just saps your strength. We really have nothing to complain about living here.

Are you all working on your Challenge quilts? Will you have them done by February 1st? I certainly hope so. I'm looking forward to this year's challenge. Don't forget to put a 2" square of your challenge fabric with your entry so the viewers will know which fabric is the challenge.

Quiltingly yours, Diann

October Guild Events

Date	Event/Class/Meeting	Time	Contact
5th	General Meeting/Program/Potluck	10 am	Diann Jones
6th	Evening Meeting/Program	6:30 pm	Ginny Svatek
12th	Basting/Block of Month	9am/12 noon	Annie Dykes/Pat Skinner
16 th	PIQF Trip	8:30 am	Martha Szekretar
19th	Board Meeting	10 am	Diann Jones
20 th	NCQC	10:30 am	Barbara Cauthen/Wilma Powell
26 th	Binding Your Quilt with Wilma Powell	9 am	Diane Salera

2011 Quilt Show - Laurie Sengo is putting a call out for your unwanted 'fiber arts' books and magazines. Laurie is collecting them for the 2011 Quilt Show's Quiltique. Each month you may bring them to our General Meeting, the first Tuesday of the month, and Laurie will take and store them until the quilt show.

Travel by Martha Szekretar (530/795-2955)

I will be collecting for the bus trip to Pacific International Quilt Festival aka PIQF at the general meetings this month. If you know of a friend or family member who would like to attend, there are still plenty of seats at this time. I'd love to have the bus be a bit fuller than it is. Remember, we leave the Fairfield Senior Center on October 16 at 8:30 am and the convention center at 3:30pm for our return trip. Cost is \$30.00 per member and \$35.00 for non-member.

2011 Opportunity Ticket Sales by Martha Szekretar (530/795-2955)

We will be showing our quilt at the Fairfield Senior Center's Craft Fair on Saturday, November 13. I will have a signup sheet at the October general meetings. Also, if you need more tickets to sell or need to turn in money from those already sold, you can turn your money and stubs to me at the meetings and/or let me know if you need more.

Members at Large Barbara Cauthen bcauthen@citlink.net; Wilma Powell wjpkep@frontiernet.net

The next NCQC meeting is scheduled for October 20th at 10:30 a.m. The topic for the October meeting is "How to Grow New Quilters."

Education - Diane Salera, dsal94534@att.net or (707) 426-6016

Tuesday, October 26 - Start time is 9am

Binding Your Quilt with Wilma Powell

Wilma will show us a variety of binding options for that finishing touch to your quilted projects. Since this is the first time for this class, we're leaving the class duration open ended, so plan on bringing your lunch.

I will start taking signups at the October general meetings and hand out the supply list at that time.

Community Service by Renay Eutermoser & Valerie Elser

Our community service workday on August 31st found us busy sewing pillow cases and strip quilt tops for SafeQuest Solano. We pieced strips for at least 3 full size and 3 twin size beds and completed 27 pillow cases. Thank you to all who participated! Good Job!

Linda Mahoney from Heather House stopped in during our workday to explain how meaningful our quilt donations are to the clients at Heather House. We presented her with 8 quilts.

Check Your Stash-Do you have beige on beige or white on beige fabric that is screaming to be used? Put it in use and donate it to Community Service. We can use it for the strip quilts we are finishing. Renay or Valerie is happy to accept your donation!

Thank You-"Please accept our heartfelt thanks for your beautiful quilts and pillowcases. What a treat it will be for women and their children to come to a shelter that feels warm and comfortable thanks to your creativity and warm hearts." Violet Barton, Ex Dir, SafeQuest Solano. NEXT WORKDAY - November 30.

2010 Classes by Edith Gaither (707/425-9161)

For those of you who were not able to get in to Deb Karasik's paper piecing class on Sept. 28th, Deb will be back for another class in September of 2011 (4th Tuesday of the month). So those of you that work during the daytime (like me) request the day off now

Upcoming trunk show and classes:

October 5, 2010	Trunk Show by Marjan Klupfel (guest artist for 2011 Quilt Show)
October 6, 2010	Pioneer Quilters Guild will sell tickets for their Opportunity Quilt
	Trunk Show by Marjan Klupfel (guest artist for 2011 Quilt Show)
November 2, 2010	Tule Quilt Guild will sell tickets for their Opportunity Quilt
November 3, 2010	Pioneers Quilt Guild will sell tickets for their Opportunity Quilt
December 1, 2010	"The Right Family" gift exchange and Holiday lunch/dinner
December 7, 2010	
January 4, 2011	Folsom Quilt Guild will sell tickets for their Opportunity Quilt
January 25, 2011	Marjan Klupfel will teach "Plantasy" class

Membership by Kathy Castillo (707/453-1994)**We have 147 members (93 day and 54 night).****This includes our 3 Charter members - Mabel Krajcirik, Ruby Moss and Margaret Lewis**

<u>Last</u>	<u>First</u>	<u>Address</u>	<u>City</u>	<u>St.</u>	<u>Zip</u>	<u>Telephone</u>	<u>Birthday</u>	<u>Email</u>
<u>New Members</u>								
Scott	Ernestine	4477 Walters Rd.	Fairfield	Ca	94533-6603	707-425-1413	08-16	scotfld@sbcglobal.net
Evans,	Sherry	4381 Tolenas Rd.	Fairfield	Ca	94533	707-425-1932	11-22	sherryemb@comcast.net
Kimball	Melinda	4036 Corte Vista Lane	Vacaville	Ca.	95688	707-447-6980	?	Kimball19@msn.com

NOTE TO ALL MEMBERS: Membership renewals are now \$49.00. Please note that your additional \$24.00 is due no later than December 1, 2010. If you are going to mail your check to me, please send to Kathy Castillo, 5718 Cherry Glen Road, Vacaville, Ca. 95688. Any questions email lucvats4u@aol.com or phone 707 453-1994. ****Please update your membership with the above changes so that your roster will be up to date and current. ****

Upcoming Events

Date	Event
8/17-10/11	International TECHstyle Art Bicennial 2010. Exploring the Intersection of Technology and Fiber Art, San Jose Museum of Quilts and Textiles. For info re admission, directions and hours: call: 408 971-0323 or visit www:sjqmilmuseum.org
11/19-21	River City Quilt Show Beautiful & Bold, Fri 10-8, Sat 10-6, Sun 10-4; Admission \$7/day, \$12 for two day pass, Scottish Rite Temple, 6151 H Street, Sacramento. Info: 707/678-2647
1/17-23, 2011	Road to California, Quilters' Conference and Showcase, Ontario Convention Center. Info: www.road2ca.com
01/28-31, 2011	Quilters Escapades, Alliance Redwoods Quilt Retreat, contact Diane Salera and Laurie Sengo 530-795-3264 – Laurie or Sengo@cal.net

OCTOBER BIRTHDAYS

4 th	Barbara Regaldo
6 th	Leslie Lindgren
10 th	Libby Capps
13 th	Judy Dykes
15 th	Terri Riccobuono
20 th	Beverly Lenzi
22 nd	Ginny Svakek
23 rd	Betty Johnson
25 th	Diane Salera
25 th	Evelyn Mock
26 th	Josette Jacobson
27 th	Nancy /Clabaugh

Fat Quarter & Bring & Brag by Becky Griswold

- Oct: FAT QUARTER – Leaf Prints (any color)
BRING&BRAG – Nature, Trees, Autumn
- Nov: FAT QUARTER – Thanksgiving, Food Related Prints
BRING&BRAG – Quilts You Are Thankful For – Every Quilt Has a Story
- Dec: FAT QUARTER – Silver or Gold on White
BRING&BRAG – Christmas/Winter

Affiliates by Judy Dykes (707/ 448-3236 or email jadquilts1013@yahoo.com)

North Wind Quilters Guild has 13 affiliates for the year 2010-11.

Affiliate members are those individuals and companies/businesses that are involved or interested in quilt-related businesses, such as fabric, notions, sewing machines, machine quilting, education, travel, etc. If you hear of a new store, business or individual that would be a candidate for membership, please let me know. Also, when shopping at our affiliate stores or doing business with our affiliates, be sure to let them know you are a member of NWQ Guild, and thank them for supporting our organization.

ABS SEW & VAC 878 Alamo Dr, Vacaville CA 95688 Open: Mon-Fri 10-6; Sat 10-5; Sun 11-4 Phone: 707/455-8133 Owner: Julian Lis Email: ABSSEWVAC@aol.com Website: www.ABSSEWVAC.com	Quilted Angel 200 G Street, Petaluma CA 94952 Open: Mon-Sat 10-5:30, Sun 12-4 Phone: 707/763-0945 Owner: Barbara Meikle Email: angels@quiltedangel.com Website: www.quiltedangel.com
A Quilted Heart 878 Alamo Dr, Vacaville CA 95688 Open: Mon-Fri 10-6; Sat 10-5; Sun 11-4 Phone: 707/447-9000 Owners: Connie Ward & Michelle Craft Email: aquiltedheart@sbcglobal.net Website: www.aquiltedheart.net	Quilted Vine 1575 Farmers Lane, Santa Rosa, CA 95405 Closed Mon. Tues-Sat 10-5; Sun 11-3 Phone: 707/546-0750 Owner: Lynda McLean Email: Lynda@QuiltedVine.com Website: www.QuiltedVine.com
Broadway Quilts 20525 Broadway, Sonoma, CA 95476 Open: Mon-Sat 9:30-5:30, Sun 11-3 Phone: 707 938-7312 Owner: Gery Rosemurgy Email: gerly@broadwayquilts.com Website: www.broadwayquilts.com	Quilters Escapades (Quilt Retreats/Tours) P. O. Box 956, Winters CA 95694 Phone: 530/ 795-3264 Owners: Diane Salera & Laurie Sengo Email: dsal94534@att.net or Sengo@cal.net
Cloth Carousel 9 Main St, Winters CA 95694 Open: Tues-Sat 10-6; Sun 10-4; Closed Mon Phone: 530/795-2580, Owner: Jan Bawart Email: nstitchzeditor@sbcglobal.net ; Website: www.clothcarousel.com	Quiltmaker 1275 Napa Town Center, Napa CA 94559 Open: M, W-Fri 10-5, Tues 10-7, Sat 10-3 Phone: 707/252-6793 Owners: Diane Massey-Todd & Nancy Eberlin Email: diesewing@aol.com Website: www.quiltmakernapa.com
Cornerstone Quilt Shoppe 1001A West Texas St, Fairfield CA 94533 Open: M-F 10-6, Sat 10-5, Sun 11-4 Phone: 707/438-2969 Owners: Beverly Cavazos & Dawn Schwab Email: cornerstonequilt@sbcglobal.net Website: www.cornerstonequiltshoppe.com	Sew Ewe Quilt 470 Harvest Park Dr., Ste E, Brentwood CA 94513 Open: M, W, Th, F 10-5:30, Tues 10-8:30, Sat 10-5, Closed Sun Phone: 925/634-7153 Owner: Nancy Haney Email: sewewequilt@sbcglobal.net Website: www.sewewequilt.com
Keeping You in Stitches 231 Ramsgate Way, Vallejo, CA 94591 Long Arm Quilting (batting available) Phone: 707/649-2881 Owner: Patricia Skinner Email: patchance@sbcglobal.net Website: patchance.com	Spin A Yarn 630 Orange Dr, Ste J, Vacaville CA 95687 Open: M-Th-F 10-5, T 10-6:30, W 12-5, Sat 10-4, Closed Sun Phone: 707/469-9446 Owner: Parri Shebley Email: spinayarn@att.net Website: www.spinayarn@att.net
Machine Quilting by Pam Bancroft 161 Edinburgh Way, Vacaville CA 95687 Call for appointment only. Phone: 707/689-0472 cell; 707/446-1841 home Owner: Pam Bancroft Email: crazyquilter7054@sbcglobal.net	

Pot Luck by Charles Szekretar (530/795-2955)

I would like to remind everyone that for the months of November and December, we just need side dishes for our pot lucks since the guild will be providing the turkey for November and a ham for December.

Also, please remember to bring your recipes for new dishes so we can include them in the cookbook we are putting together. Don't forget to put your name with the recipe so we know which member brought the dish. Sorry, we can't put it in the cookbook without the name of the contributing member. Over 150 recipes were submitted to Layna Kinsman who worked on the cookbook for the 2009 Quilt Show. Due to all the work she did on this cookbook, the Cookbook Committee will be able to finish the cookbook for the 2011 Quilt Show.

Thank you, Layna!

Cookbook recipes can also be mailed to Linda Hall, 2155 Collinsville Road, Birds Landing 94585 or sent by email to: lhallgram@frontiernet.net. The cut-off date for submittal of recipes is December 15th.

FAVORITE POT LUCK RECIPE**Barbeque Pork from Irene Lucido****There is no specific recipe for this dish.**

Country-style pork ribs

Sliced onions

Barbeque sauce

Ribs can be cooked in an oven bag with seasoning, onions, and sauce or put in a crock pot. Pull meat apart when done and add sauce to taste.

How to Use the Library by Wilma Powell (707/374-4034)

When checking a book out, take the card from the file with the # and name of the book. Put your name, tel. # and date checked out on the card. Then place it in the "Books Out" area of the box. When returned (after one month or sooner) write the date returned and replace the card in numerical order in the file box.

Three new books have been added to the library:

#126—Sunbonnet Sue and Scottie at Play by Suzanne Zaruba Cirillo

This has designs in Redwork and Appliqué

#143—Patchwork Table Runners edited by Jeanne Stouffer & Sandra L. Hatch

#232—Scrap Quilts Using Fast Patch by Anita Hallock, donated by Hazel Shepherd

Reminder:
Newsletter articles are due the 3rd Tuesday of each month by 10 pm. Send to Linda Hall
Email: lhallgram@frontiernet.net
Note: Please sign your emails since many email addresses do not have your NAME!

Block of the Month by Pat Skinner (707 649-2881)

This is a very attractive block so let's think about Thanksgiving. Please use White on White for the background and any Vegetable, Fruit or Food Fabric... I will supply some FQ's at the General Meeting on Tuesday Oct.5th. (I made my block with orange pumpkins). Please remember to bring your sewing machines on the second Tuesday to make this block. www.quilterscache.com/N/1930sSquareBlock.html

SUPPLIES LIST



Color 1


Color 1 needs: one 3-7/8"x 15-1/2" strip AND two 2"x16" strips



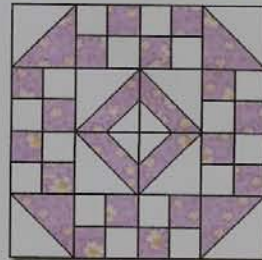
Color 2

Color 2 needs: one 1-1/2"x6" strip AND one 3-7/8"x15-1/2" strip AND two 2"x16"strips

As the old saying goes "do as I say and not as I do" This month pay attention to your cutting because if you don't - you will sew & cut off your tips. Always remember to square up your blocks before sewing. Can you find the bad one?



1930's Square



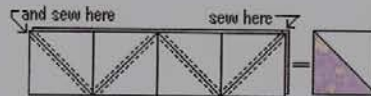
This makes a 12" block!

This is an original pattern. Please abide by the Terms and Conditions of use! :o)

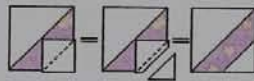
** Preparing the Pieces and Sewing the Block **



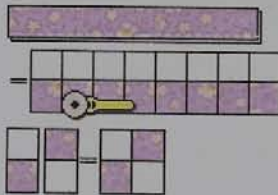
Start by cutting the Color 2 1-1/2" x 6" strip into four 1-1/2" squares...



Next speed piece the half squares, by stacking the Color 1 and Color 2 3-7/8" x 15-1/2" strips, right sides together and all edges aligned. On the back of the top strip, lightly mark the 3-7/8" square lines and mark the diagonals in the direction shown at left. Now sew a SCANT 1/4" above and below the marked diagonals, pivoting at the square lines. Now cut apart ON the marked diagonals, and on the 3-7/8" square lines. This will give you eight half squares. Press seam allowances towards the darker fabric. Trim these back to measure 3-1/2" if needed...



Now, to make one center unit, place a Color 2 small square right sides together atop a half square on the purple side, with outer edges aligned. On the back of the small square lightly mark the diagonal. Sew ON this diagonal marking. Cut off the excess seam allowance. Press the remainder towards the corner triangle. Make four of these...



Next sew a Color 1 and a Color 2 2" x 16" strip right sides together along one long edge, in a scant 1/4" seam. Press to dark side. Trim this into eight 2" wide units. Repeat this with the other two 2" x 16" strips. Sew the pieced units together into four patch units: you need eight of them... on to Page 2!

Sept 2 2003 Marcia Hohn

mh paper

Original Block

<http://www.quilterscache.com>

Next Guild Meeting: Tuesday, October 5, 10:00 a.m., Fairfield Senior Center
Nighttime Meeting: Wednesday, October, 6:30 p.m., Cornerstone Quilt Shoppe

Visit North Wind Quilters Guild website:
www.northwindquiltersguild.com

North Wind Quilters Guild
P.O. Box 2891
Fairfield, CA 94533

